

# Einführung in Backdrop CMS

Von Olaf Grabienski

DrupalCamp Ruhr 2018

# ABOUT ME

Literaturwissenschaftler

## Webentwickler seit 2010

Site building + Theming (CSS)

Kein Programmierer

## Freiberufler / buerobackbord (Hamburg)

Vorwiegend eigene Kunden

Gewerkschaft, Forschungsprojekte, Einzelhandel, Literaturportal, ...

# INHALTE DER SESSION

(Meine erste DrupalCamp-Session überhaupt.)

Was ist Backdrop CMS?

Weshalb beschäftige ich mich damit?

Wie hat sich in den letzten drei Jahren getan?

Wofür ist Backdrop geeignet?

Was gibt es zu tun?

# THESEN

Backdrop CMS hat sich sehr gut entwickelt.

Das System zuverlässig, die Community freundlich und zielstrebig.

Backdrop ist eine interessante Alternative, nicht nur für D7-Sites, sondern auch für neue Projekte.

# ABER ERSTMAL: WAS IST BACKDROP CMS?

Ein Fork von Drupal

Hintergrund: D8-Entwicklung

Technik

Entscheidungsfindung

Prinzipien

Zielgruppe

Vgl. [Why fork Drupal?](http://backdropcms.org/node/228) (backdropcms.org/node/228)

# ZIEL UND AUSRICHTUNG

Umfassende Websites bei begrenztem Budget

Kleine bis mittlere Unternehmen

Gemeinnützige Organisationen

Bildungseinrichtungen

Frei nach: [backdropcms.org/philosophy](https://backdropcms.org/philosophy)

# PRINZIPIEN

Rückwärts-Kompatibilität ist wichtig

Niedrige Systemvoraussetzungen

Code und Features "für die Mehrheit"

Mehr: [backdropcms.org/philosophy](https://backdropcms.org/philosophy)

# BACKDROP VS.

## Drupal 7

Modul-Portierung und Upgrade möglich

Backdrop ist besser und entwickelt sich weiter

## Drupal 8

Kein Symfony, kein Twig, kein YAML

Feature-Parität (mehr oder weniger)

## WordPress

Out-of-the-box

Benutzerfreundlichkeit



# MEINE MOTIVATION

(Mitte 2016)

Drupal Sitebuilder, Schwerpunkt D7

Neugier, Blick über den Tellerrand

Erfahrungen mit D8 und WordPress

Einschätzung gewinnen

# MEINE ERFAHRUNGEN

Issues auf Github

Freundliche Aufnahme

Konstruktive Diskussion

Moderne Infrastruktur

Github inkl. PR-Sandboxes, Gitter, Hangouts usw.

# MEINE AKTIVITÄTEN

First commit <sup>(Sep 2016)</sup>

Weitere Mitarbeit, v.a. Diskussion

Eigene Initiativen, z.B. Mehrsprachigkeit

Erste Kunden-Websites <sup>(Mitte 2017)</sup>

Zurück zu Backdrop!

# WAS HAT SICH GETAN?

Drei Releases pro Jahr seit Anfang 2015.

Siehe auch: [backdropcms.org/roadmap](https://backdropcms.org/roadmap)

Highlights:

# Backdrop 1.0 - Januar 2015

Configuration Management

Views

Layout-System (vs. Theme)

# 1.1.0 - Mai 2015

Token UI

Pathauto

Admin-Theme

**1.2.0 - Sep 2015**

CKEditor

Date, Link, Email

( Drupal 8.0.0 - Nov 2015 )



## 1.3.0 - Jan 2016

Konfiguration von Inhaltstypen (vgl. Pathauto => Demo)

Notification Icon

Terminologie der Benutzeroberfläche

Performance

# 1.4.0 - Mai 2016

Bootstrap-4-Layouts

Redirect

Project Browser

# 1.5.0 - Sep 2016

Frontend-Theme "Basis"

Default-Homepage-Layout

Responsive Dropdown-Menüs

# **1.6.0 - Jan 2017**

Custom view modes

Bild- und Dateiverwaltung

## **1.7.0 - Mai 2017**

Node-Titel, Messages usw. als Blöcke

Bilder: Drag-and-Drop-Upload

Links: Autocomplete

## **1.8.0 - Sep 2017**

Kennzeichnung nicht publizierter Inhalte

Finetuning

**1.9.0 - Jan 2018**

Dateiverwaltung

Drupal-7-Crossports

# 1.10.0 - Mai 2018

(Ausblick)

Dateiverwaltung

Mehrsprachigkeit

References?

Auch interessant: [backdropcms.org/user-guide/features-added-core](https://backdropcms.org/user-guide/features-added-core)



**DEMO (1)**

**Frontend**

# Drupal 7



Drupal 7.57

Home

User login

**Username \***

**Password \***

- [Create new account](#)
- [Request new password](#)

Log in

## Welcome to Drupal 7.57

No front page content has been created yet.

# D8

Log in



Drupal 8.5.0

Home

Search



## Welcome to Drupal 8.5.0

No front page content has been created yet.  
Follow the [User Guide](#) to start building your site.



Contact

Powered by [Drupal](#)

# Backdrop, Core-Theme *Basis*

Backdrop-Demo DC Ruhr

Login

Home About ▾

## Welcome to Backdrop-Demo DC Ruhr!

### Your first post!

Submitted by Olaf Grabienski on Tue, 03/13/2018 - 3:45pm

This is your first post! You may edit or delete it.

[Read more](#)



Powered by [Backdrop CMS](#)

# Dropdown-Menü

Backdrop-Demo DC Ruhr

Login

Home

About ▾

About me

About you

Welcome to Backdrop-Demo DC Ruhr!

## Your first post!

Submitted by Olaf Grabienski on Tue, 03/13/2018 - 3:45pm

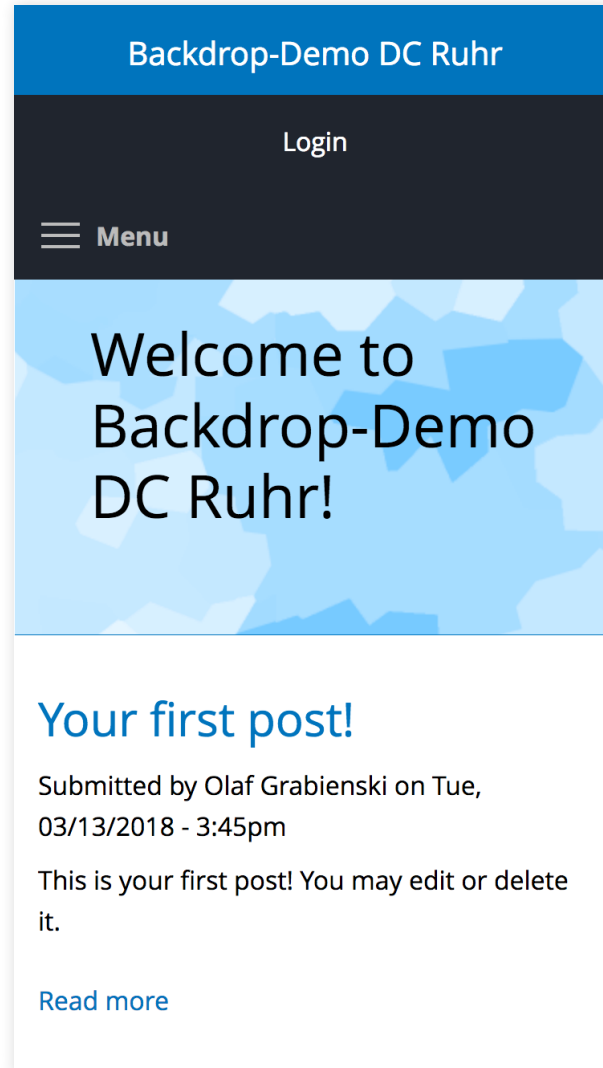
This is your first post! You may edit or delete it.

[Read more](#)

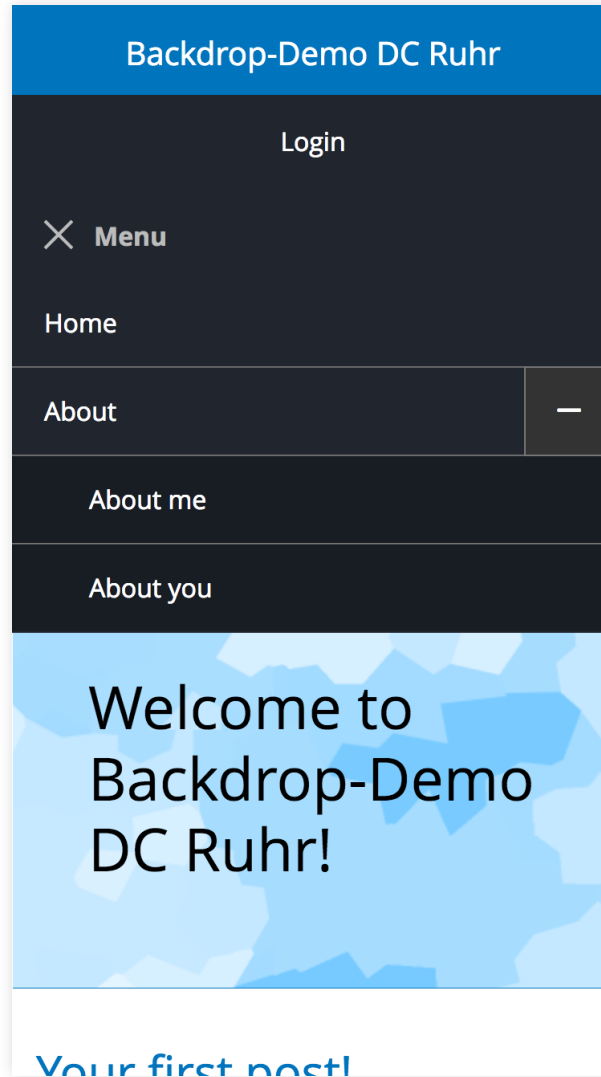


Powered by [Backdrop CMS](#)

# Toggle-Menü



# Toggle-Menü (open)



# Hero Block


Backdrop-Demo DC Ruhr

Login

Home About ▾

## Hello, Hero Block

Und ich sag noch: "Keine Helden!" ...



### Your first post!

Submitted by Olaf Grabienski on Tue, 03/13/2018 - 3:45pm

This is your first post! You may edit or delete it.

[Read more](#)





# Beispiel: AWW 09 (1 CSS-, 3 Template-Dateien)



Arbeiter-Wassersport-Verein  
für Hamburg und Umgegend gegründet 1909 e.V.

[Home](#)

[Der Verein](#) ▾

[Sport](#) ▾

[Termine](#)

[Warwisch](#) ▾

[Bilder](#)

[Kontakte](#) ▾


Der Arbeiter-Wassersport-Verein bietet folgende Sportarten an: Schwimmen, Wasserball, Springen, Babyschwimmen, Senioren- und Synchronschwimmen.

Ferner stellt der AWW auf Sylt/Hörnum die Rettungswache an der Nordsee für Kinder des Fünf-Städte-Heimes Pinneberg e.V.

Für Freizeitaktivitäten nutzen wir ein Gelände mit Wochenendhäuschen zwischen der Elbe und dem Hohendeicher See in Warwisch.

## Aktuelles

### [PSV Eindhoven Master Diving Cup 2018](#)



## Termine

Sonntag, 18. März 2018, 18:15  
Schwimmhalle Barmbek

### [Praktische Rettungsprüfung](#)

# ... Günter Dammann (1 CSS-Datei)



## Günter Dammann

[Startseite](#)

### Publikationen

[Bücher](#)

[Aufsätze](#)

### Erstveröffentlichungen

[Kontakt](#)


© 2017ff. Günter Dammann

## Erstveröffentlichungen

### Erzählen als Vermittlung von Wissen

Erzählen als Vermittlung von Wissen. Ein Vortrag (2003/2017). URL: [www.guenter-dammann.de/files/publikationen/erzaehlen-als-vermittlung-von-wissen.pdf](http://www.guenter-dammann.de/files/publikationen/erzaehlen-als-vermittlung-von-wissen.pdf).

 [Glosse](#)

 [Manuskript herunterladen](#)

### Der Parameter der Wissensvermittlung in der Narratologie

Der Parameter der Wissensvermittlung in der Narratologie. Mit Beispielen aus Jules Vernes *Le Tour du monde en 80 jours* (2004/2017). URL: [www.guenter-dammann.de/files/publikationen/der-parameter-der-wissensvermittlung-in-der-narratologie.pdf](http://www.guenter-dammann.de/files/publikationen/der-parameter-der-wissensvermittlung-in-der-narratologie.pdf).

# ... forTEXT (1 CSS-Datei)

[△]

Routinen ▾

Ressourcen ▾

Tools

Über forTEXT ▾



forTEXT  
Literatur digital erforschen

## Über forTEXT

Im Projekt forTEXT wird eine kollaborativ nutzbare Forschungsumgebung für Geisteswissenschaftler\*innen entwickelt.



## Neuigkeiten

### CFP: forTEXT- Nachwuchsworkshop

Identität und Familie. Erster forTEXT-  
Nachwuchsworkshop

"Methodenvielfalt" (Juni 2018)

Der forTEXT-Nachwuchsworkshop will Nachwuchswissenschaftler\*innen die Möglichkeit geben, sich theorie- und methodenübergreifend über ein literaturwissenschaftlich vielseitig zu bearbeitendes Thema auszutauschen und sich untereinander zu vernetzen und richtet sich primär an Literaturwissenschaftler\*innen, die einen klassischen, nicht den Digital

# DEMO (2)

**Verwaltung und Funktionalität**

# Admin Theme + Bar

Home > Administration

## Configuration

### ADMINISTRATION

#### [Administration bar](#)

Adjust administration bar settings.

### CONTENT AUTHORIZING

#### [Text editors and formats](#)

Configure WYSIWYG and text editors on the site. Restrict or allow certain HTML tags to be used in content.

### DEVELOPMENT

#### [Configuration management](#)

Import, export, and synchronize your configuration changes between different installations of your site, such as in development, staging, and production environments.

#### [Logging and errors](#)

Settings for logging and alerts modules. Various modules can route

### SEARCH

#### [Search settings](#)

Configure relevance settings for search and other indexing options.

### SYSTEM

#### [Cron](#)

Manage automatic site maintenance tasks.

#### [Site information](#)

Change site name, logo, favicon, slogan, e-mail address, default front page, and number of posts per page, error pages.

### URL HANDLING

#### [URL aliases](#)

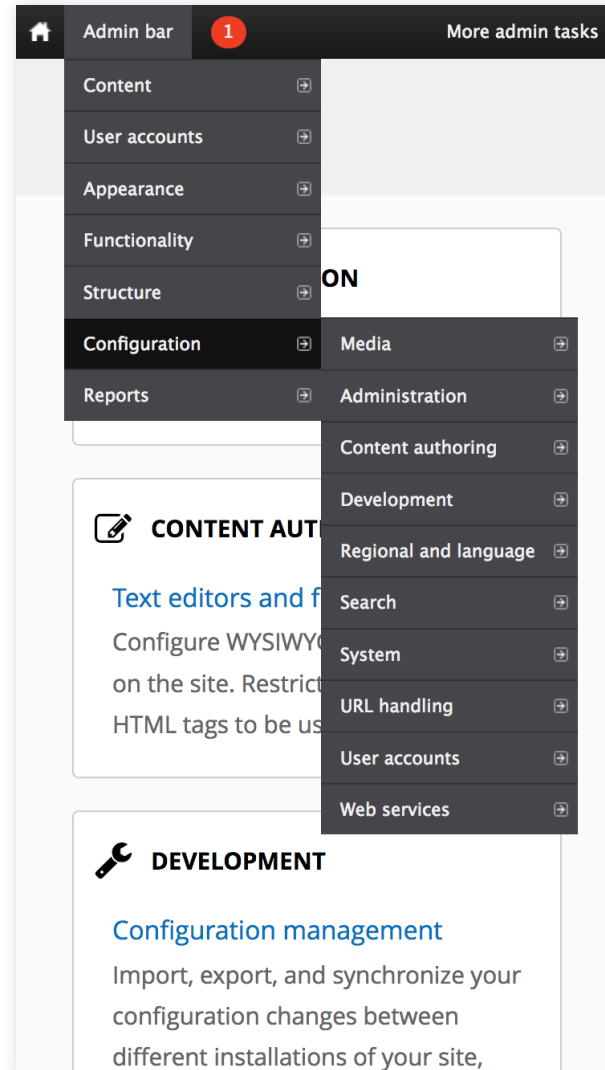
Change your site's URLs by setting up automatic URL alias patterns.

#### [URL redirects](#)

# Admin bar: Suche

The screenshot displays the Drupal 8 administration interface. At the top, a navigation bar includes links for Content, User accounts, Appearance, Functionality, Structure, Configuration, and Reports. A search bar in the top right contains the text 'fix'. The main content area is titled 'Configuration' and is divided into several sections: ADMINISTRATION, CONTENT AUTHORIZING, and DEVELOPMENT. The ADMINISTRATION section includes 'Administration bar' (Adjust administration bar settings). The CONTENT AUTHORIZING section includes 'Text editors and formats' (Configure WYSIWYG and text editors). The DEVELOPMENT section includes 'Configuration management' (Import, export, and synchronize configuration changes) and 'Logging and errors' (Settings for logging and alerts). A central navigation menu is open, showing options like Media, Administration, Content authoring, Development, Regional and language, Search, System, URL handling, User accounts, and Web services. The 'URL handling' menu is further expanded to show 'URL aliases', 'URL redirects', and 'URL settings'. The 'URL redirects' option is selected, leading to a page titled 'URL redirects: Fix 404 pages'. This page has a search bar with 'fix' and a 'SEARCH' button. Below the search bar, there are sections for 'Search settings' (Configure relevance settings for search and other indexing options), 'Cron' (Manage automatic tasks), 'Site information' (Change site name, logo, favicon, slogan, e-mail address, default front page, and number of posts per page, error pages), and 'URL HANDLING' (URL aliases and URL redirects). A notification banner at the top right indicates 'Top 'page not found' errors: Fix 404 pages with URL redirects'. The user's name 'Olaf Grabienski' and a 'Log out' link are visible in the top right corner.

# Admin bar: Phone



# Project browser

The screenshot shows the Backdrop CMS Project Browser interface. The main navigation bar includes links for Content, User accounts, Appearance, Functionality, Structure, Configuration, and Reports. A search bar is visible in the top right. The user is identified as Olaf Grabienski, and there is a 'Log out' link. The breadcrumb trail is 'Home > Administration > Functionality'. The page title is 'Install modules'. There are two buttons: 'LIST MODULES' and 'INSTALL'. A search box contains the text 'backup'. Below the search box, it says 'Showing 1 to 1 of 1.' The 'MODULES' section is active, showing the 'Backup and Migrate' module. The module details are displayed in a modal window titled 'Project details'. The modal content includes the module name 'Backup and Migrate', its last update date 'Tuesday, March 13, 2018 - 6:59am', a link to 'View on BackdropCMS.org', and a count of '100 Installations' with an 'Add to Installation queue' button. The description states: 'This module makes the task of backing up your Backdrop database and migrating data from one Backdrop install to another easier. It provides a function to backup the entire database to file or download, and to restore from a previous backup. You can also schedule the backup operation. Compression of backup files is also supported.' A note says 'You can now backup offsite to Nodesquirrel, and it's free!'. Further details mention options to exclude data from certain tables and that backup files are a list of SQL statements executable with phpMyAdmin or the command-line mysql client. The 'Installation' section provides a list of steps: 1. Install the module using official Backdrop CMS instructions at <https://backdropcms.org/guide/modules>; 2. Put the module in your Backdrop modules directory and enable it in admin/modules; 3. Go to admin/people/permissions and grant permission to any roles that need to be.

Project details

## Backup and Migrate

Last Updated: Tuesday, March 13, 2018 - 6:59am  
[View on BackdropCMS.org](#)

100 Installations  
[Add to Installation queue](#)

This module makes the task of backing up your Backdrop database and migrating data from one Backdrop install to another easier. It provides a function to backup the entire database to file or download, and to restore from a previous backup. You can also schedule the backup operation. Compression of backup files is also supported.

You can now backup offsite to Nodesquirrel, and it's free!

There are options to exclude the data from certain tables (such as cache or search index tables) to increase efficiency by ignoring data that does not need to be backed up or migrated.

The backup files are a list of SQL statements which can be executed with a tool such as phpMyAdmin or the command-line mysql client.

### Installation

- Install this module using the official Backdrop CMS instructions at <https://backdropcms.org/guide/modules>
- Put the module in your Backdrop modules directory and enable it in admin/modules.
- Go to admin/people/permissions and grant permission to any roles that need to be



# UX-Details

Notification Icon

Inhaltstypen

Errors

usw.

# Beispiel: Inhaltstypen

## Post

CONFIGURE

MANAGE FIELDS

MANAGE DISPLAYS

COMMENT FIELDS

COMMENT DISPLAY

### Name \*

Post

Machine name: post [\[Edit\]](#)

The human-readable name of this content type. This text will be displayed as part of the list on the *Add content* page. It is recommended that this name begin with a capital letter and contain only letters, numbers, and spaces. This name must be unique.

### Description

Add a blog post, news article, or press release.

Describe this content type. The text will be displayed on the *Add content* page.

#### Submission form settings

Title

#### Publishing settings

Published, Promoted

#### Permissions

Administrator

#### URL alias pattern

posts/[node:title]

#### Default URL alias pattern

posts/[node:title]

New pages will have URLs that match a pattern post could be created using the pattern blog/

[Browse available tokens](#)

### Available tokens

Select a token to insert it into the current field.

NAME	TOKEN	
Comment count	[node:comment-count]	<a href="#">▶ more</a>
New comment count	[node:comment-count-new]	<a href="#">▶ more</a>
▶ Menu link	[node:menu-link]	<a href="#">▶ more</a>
Content ID	[node:nid]	<a href="#">▶ more</a>
▶ Content type	[node:content-type]	<a href="#">▶ more</a>
Title	[node:title]	<a href="#">▶ more</a>
Body	[node:body]	<a href="#">▶ more</a>
Summary	[node:summary]	<a href="#">▶ more</a>
Language code	[node:langcode]	<a href="#">▶ more</a>
▶ URL	[node:url]	<a href="#">▶ more</a>
▶ Edit URL	[node:edit-url]	<a href="#">▶ more</a>
Revision ID	[node:vid]	<a href="#">▶ more</a>
Revision log message	[node:log]	<a href="#">▶ more</a>
▶ Date created	[node:created]	<a href="#">▶ more</a>
▶ Date changed	[node:changed]	<a href="#">▶ more</a>

# Last but not least: Configuration management

Home > Administration > Configuration > Development > Configuration management > Single Import/Export

## Configuration management

SYNCHRONIZE

**SINGLE IMPORT/EXPORT**

FULL IMPORT/EXPORT

Import

Export

This form may be used to export a single configuration so that it may be imported on a different site. Select a configuration group and name to generate configuration for copy/paste.

### Configuration group \*

Layouts

### Configuration name \*

Post layout

### Exported configuration

```
{
  "_config_name": "layout.layout.post_layout",
  "path": "node/%",
  "name": "post_layout",
  "title": "Post layout",
  "description": null,
  "module": null,
  "weight": 0,
  "storage": 1,
}
```

# DEMO (3)

## Layouts und Blöcke

# Default-Layouts

Home > Administration > Structure

## Layouts




LIST LAYOUTS

INSTALL NEW LAYOUTS

UPDATE LAYOUTS

SETTINGS

+ Add layout

PATH AND LAYOUT	VISIBILITY CONDITIONS	STORAGE STATE	OPERATIONS
<b>home</b>			MENU SETTINGS
 <b>Home page</b> Template: <a href="#">Boxton</a>	No conditions set.	Overridden	MANAGE BLOCKS ▾
<b>Default layouts (used on all paths without a specific layout)</b>			
 <b>Default Layout</b> Template: <a href="#">Moscone Flipped</a>	No conditions set.	Default (module-provided)	MANAGE BLOCKS ▾
 <b>Default Administrative Layout</b> Template: <a href="#">Boxton</a>	No conditions set.	Default (module-provided)	MANAGE BLOCKS ▾











# Core-Templates (Bootstrap 4)

Home > Administration > Structure > Layouts > Default Layout

## Default Layout

MANAGE BLOCKS **CONFIGURE LAYOUT**

**Layout template \***

									
Boxtton	Geary	Harris	Moscone	Moscone Flipped	Rolph	Simmons	Sutro	Taylor	Taylor Flipped

**SAVE LAYOUT** CANCEL

# Blöcke verwalten

MANAGE BLOCKS

CONFIGURE LAYOUT

HEADER

ADD BLOCK



+ Header block

CONFIGURE



Contains elements typical of a site header including the site logo, name, slogan, and optionally a navigational menu.

+ Primary navigation

CONFIGURE



A hierarchical list of links for the Primary navigation.

Page title Default page title

CONFIGURE

TOP

ADD BLOCK



+ Breadcrumb

CONFIGURE



The current page breadcrumb trail.

CONTENT

ADD BLOCK



+ Main page content

CONFIGURE



The default content for this page. **This block may be required for this page to work properly.**

SIDEBAR

ADD BLOCK



# Block hinzufügen ...

The image shows a Drupal page builder interface with a modal dialog for adding blocks. The background is dimmed, showing regions like 'HEADER', 'TOP', 'CONTENT', and 'SIDEBAR'. The 'Add block' dialog is centered, featuring a search input with 'exis' and a list of search results. The first result is 'Existing content', which is highlighted. The dialog also has a close button (x) in the top right corner.

**MANAGE BLOCKS** **CONFIGURE LAYOUT**

**HEADER** **ADD BLOCK** **CONFIGURE**

**+ Header block**  
Contains elements typical of a site header.

**+ Primary navigation**  
A hierarchical list of links for the Primary navigation.

**Page title** Default page title **CONFIGURE**

**TOP** **ADD BLOCK** **CONFIGURE**

**+ Breadcrumb**  
The current page breadcrumb trail.

**CONTENT** **ADD BLOCK** **CONFIGURE**

**+ Main page content**  
The default content for this page. **This block may be required for this page to work properly.**

**SIDEBAR** **ADD BLOCK**

**Add block** **x**

**Search**

exis

**Existing content**  
Embed existing node content as a block onto other pages



# ... Style settings

The image shows a CMS interface with a modal window for adding an "Existing content" block. The modal is titled "Add block 'Existing content'" and has a close button (x) in the top right corner. It contains the following settings:

- Display mode:** A dropdown menu set to "Full content".
- Show author and date information
- Include the links "add comment", "read more" etc.
- STYLE SETTINGS:** A section with a downward arrow icon.
- Style:** A dropdown menu set to "Dynamic".
- Wrapper tag:** A dropdown menu set to "DIV".
- Wrapper classes:** An empty text input field.
- Additional classes to be added to this block.

At the bottom of the modal are three buttons: "SAVE LAYOUT" (disabled), "CANCEL" (disabled), and "ADD BLOCK" (active).

The background interface shows a page layout with sections: TOP, CONTENT, BOTTOM, and FOOTER. The "CONTENT" section is active, showing "Main page content" with a description: "The default content for this page. T". There are "ADD BLOCK" buttons for each section and "CONFIGURE" buttons for the "Breadcrumbs" and "Sidebar" sections.

# ... Visibility conditions

The image shows a Drupal page layout with a central configuration modal for the 'Existing content' block. The background is dimmed, showing sections like 'Page title', 'TOP', 'CONTENT', 'BOTTOM', and 'FOOTER'. The modal is titled 'Configure block "Existing content"' and has a close button (x) in the top right corner.

**Display mode**

Full content

Show author and date information

Include the links "add comment", "read more" etc.

▶ **STYLE SETTINGS**

▼ **VISIBILITY CONDITIONS**

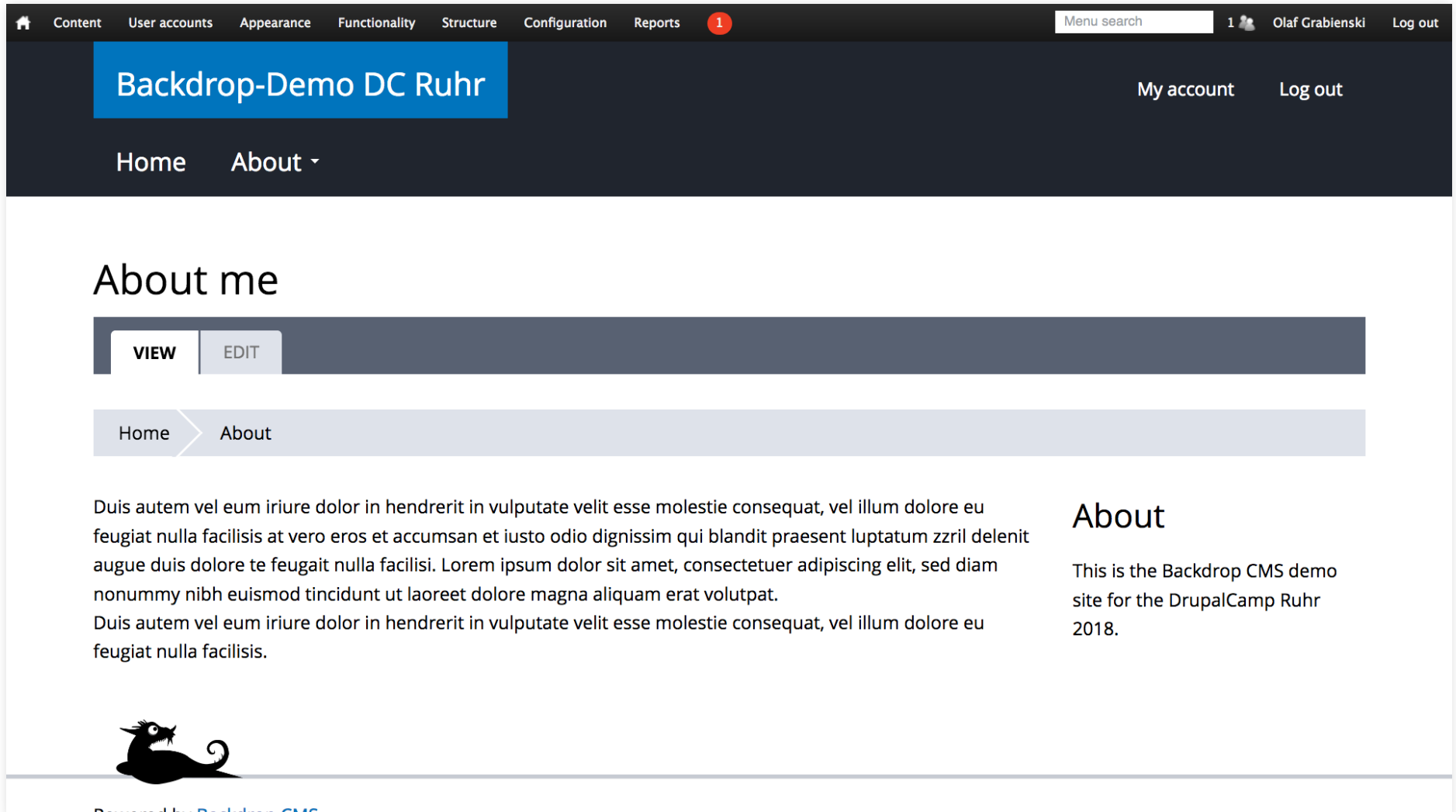
Visibility conditions allow this block to be shown only in certain situations, such as for certain roles or types of content.

+ Add visibility condition

- Current path is "node/\*" [Remove](#) [Configure](#)
- Current path is not one of "about , about\* , about/\*" [Remove](#) [Configure](#)

UPDATE BLOCK

# Ergebnis im Frontend (Wer entdeckt den Fehler?)



The screenshot shows a Drupal 8 front-end page. At the top, there is a navigation menu with links for Content, User accounts, Appearance, Functionality, Structure, Configuration, and Reports. A red notification bubble with the number '1' is next to the Reports link. To the right of the navigation menu is a search bar labeled 'Menu search' and a user profile for 'Olaf Grabienski' with a 'Log out' link. Below the navigation menu is a blue banner with the text 'Backdrop-Demo DC Ruhr'. To the right of the banner are links for 'My account' and 'Log out'. Below the banner is a secondary navigation menu with links for 'Home' and 'About'. The main content area features a section titled 'About me' with a 'VIEW' button and an 'EDIT' button. Below this is a breadcrumb trail showing 'Home' and 'About'. The main content area contains two columns of placeholder text. The right column has a section titled 'About' with the text 'This is the Backdrop CMS demo site for the DrupalCamp Ruhr 2018.' At the bottom left, there is a small black silhouette of a dragon. At the bottom right, there is a footer that says 'Powered by Backdrop CMS'.

Content User accounts Appearance Functionality Structure Configuration Reports 1 Menu search 1 Olaf Grabienski Log out

Backdrop-Demo DC Ruhr My account Log out

Home About

## About me

VIEW EDIT

Home About

Duis autem vel eum iriure dolor in hendrerit in vulputate velit esse molestie consequat, vel illum dolore eu feugiat nulla facilisis at vero eros et accumsan et iusto odio dignissim qui blandit praesent luptatum zzril delenit augue duis dolore te feugait nulla facilisi. Lorem ipsum dolor sit amet, consectetur adipiscing elit, sed diam nonummy nibh euismod tincidunt ut laoreet dolore magna aliquam erat volutpat. Duis autem vel eum iriure dolor in hendrerit in vulputate velit esse molestie consequat, vel illum dolore eu feugiat nulla facilisis.

## About

This is the Backdrop CMS demo site for the DrupalCamp Ruhr 2018.

Powered by Backdrop CMS

# Layouts für Inhaltstypen (z.B. Posts) ...

MANAGE BLOCKS    **CONFIGURE LAYOUT**

**Layout name \***

Post layout Machine name: post\_layout [\[Edit\]](#)

**Layout template \***

Boxton    Geary    Harris    Moscone    **Moscone Flipped**    Rolph    Simmons    Sutro    Taylor    Taylor Flipped

**Path \***

node/%

Use the "%" (percent) symbol to indicate a wildcard in the path. i.e. "node/" or "node%/edit".

**Contexts**

CONTEXT	TYPE
Position 2: <u>node/%</u>	Node

Contexts define what blocks are available within this layout. Most wildcards in the path will be associated with a context automatically.

**Visibility conditions**

- Node is "Post" [Remove](#) [Configure](#)

# ... erlauben es, Felder als Block hinzuzufügen.

The image shows a Drupal page builder interface with several blocks and a search modal. The background blocks include:

- Header block**: Contains elements typical of a site header including the site logo, name, slogan, and optionally a navigational menu.
- Primary navigation**: A hierarchical list of links for the Pri...
- Page title**: Default page title
- TOP**: ADD BLOCK
- Breadcrumb**: The current page breadcrumb trail.
- CONTENT**: ADD BLOCK
- Main page content**: The default content for this page. **This block may be required for this page to work properly.**
- SIDEBAR**: ADD BLOCK
- Existing content**: Displays content of node ID: 2
- Existing content**

The **Add block** modal is open, showing a search for "field". The results are:

- Field: Body (body)**: Field from the available node content.
- Field: Image (field\_image)**: Field from the available node content.
- Field: Tags (field\_tags)**: Field from the available node content.

# EINSCHRÄNKUNGEN

Modul-Angebot noch nicht mit D7 vergleichbar

Beispiele: Paragraphs, OG, Rules?

Mehrsprachigkeit noch unzureichend

(in progress)

Community vergleichsweise klein

(hat auch Vorteile)

# IDEEN UND VORSCHLÄGE

Eigenes Projekt für Backdrop aussuchen

GitHub, Gitter und Forum nutzen

Mehrsprachigkeit verbessern, z.B. Translation server

Module portieren

# DISKUSSION

Fragen oder Anmerkungen? (vgl. auch [FAQ](#))

Warum arbeitest du (noch nicht) mit Backdrop?

Für welche Art von Projekten ist Backdrop besonders  
geeignet?

Deutschsprachige Community



# FAQ

Warum sollte ich mich mit Backdrop beschäftigen?

Hat Backdrop eine Zukunft?

Wie gut organisiert ist das Projekt?

Wie einfach ist es, ein Backdrop-Projekt zu starten?

Welche Features hat Backdrop, die D7 nicht hat?

Wie einfach ist es, ein Modul von Drupal 7 auf Backdrop zu porten?

Wie einfach ist es, ein ganzes D7-Projekt auf Backdrop zu porten, damit ich von den längerfristigen Supportzeit profitieren kann?

# DAS WAR'S. VIELEN DANK!

Special thanks to Michael Lenahan!

[backdropcms.org](https://backdropcms.org)

[forum.backdropcms.org](https://forum.backdropcms.org)

[github.com/backdrop/backdrop-issues](https://github.com/backdrop/backdrop-issues)

[gitter.im/backdrop/backdrop-issues](https://gitter.im/backdrop/backdrop-issues)

[youtube.com/user/backdropcms](https://youtube.com/user/backdropcms)

[olafski.de/2016-10-04/do-the-right-thing-backdrop-cms](https://olafski.de/2016-10-04/do-the-right-thing-backdrop-cms)

[twitter.com/backdropcms](https://twitter.com/backdropcms), [/DrupalCampRuhr](https://twitter.com/DrupalCampRuhr), [/OlafGrabienski](https://twitter.com/OlafGrabienski)